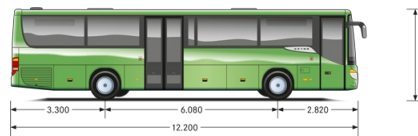


MultiClass S 415 UL.

Conceived to go the distance.

On weekdays, the MultiClass S 415 UL takes on overland transport, and on weekends, excursions. Their solid technology minimises standing and service times. As with all UL and H models, you can choose from the dynamic sloping front or the functionally steep front for line services.



All dimensions in millimetres.

● Standard feature ○ Special feature – Not available

At a glance

Engine	OM 936 Euro VI
Transmission	Mercedes-Benz GO 190-6, 6-gear
Seats	53

Dimensions

Total length [mm]	12.200
Width [mm]	2.550
Total height [mm]	3.240
Total height with air conditioning [mm]	3.350
Interior standing height [mm]	2.170
Wheelbase [mm]	6.080
Turning circle [mm]	21.070

Drive

Engine	OM 936 Euro VI
Nominal capacity [kW]	220 / 260
Max. torque [Nm]	1.200 / 1.400
at speed [1/min]	1.200
Displacement [l - Litre]	7,7
Type	6-cylinder in-line engine
EU emission standard	VI
Injection	Direct injection via common-rail technology

Transmission	
Mercedes-Benz GO 190-6, 6-gear	●
ZF EcoLife automatic	○
Voith DIWA.6 automatic	○

Chassis	
Front axle: independent suspension, anti-roll bar	●
Raising/Lowering system	○
Kneeling	○
Engine/Drive/Brake management with retarder integration	●

Brakes

Pneumatic disc brakes on all axles	●
Electronic Stability Programme (ESP)	●
Electronically controlled braking system (EBS)	●
Anti-blocking system (ABS)	●
Traction control system (TCS)	●
Brake Assist (BAS)	●
Retarder	●
Retarder limiter (RL)	○

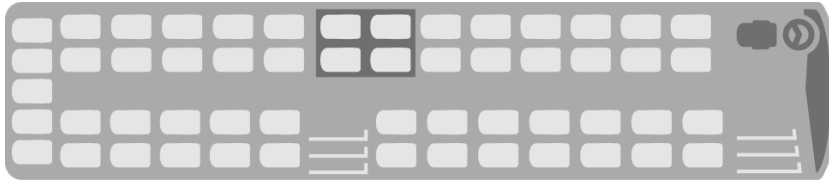
Safety

Lane Assist (SPA)	○
Advanced Emergency Braking System (AEBS)	○
Tire Pressure Monitoring (TPM)	○

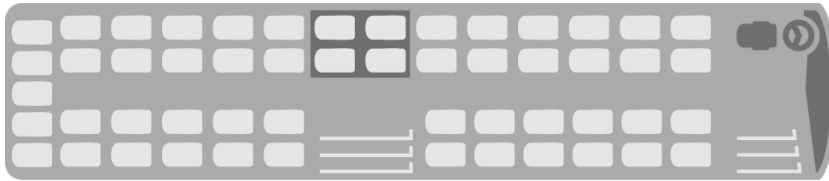
Seats/Luggage compartment

Number of seats	
Standard seating	53
Storage volume	
Luggage compartment volume [m ³]	4,5

Seating versions



Variant 1 S 415 UL - 55 seats



Variant 2 S 415 UL - 53 seats

Fuel tanks

Diesel fuel tank volume [l - Litre]	340
AdBlue tank volume [l - Litre]	35
Can be filled from both sides	●

Doors

Number of doors	2
Door 1	
Number of door panels	1
Width per panel [mm]	900
Entrance, above the roadway	
Without kneeling [mm]	350
Door 2	
Number of door panels	2
Width per panel [mm]	1.380
Entrance, above the roadway	
Without kneeling [mm]	365

Heating/Air conditioning/Ventilation

Heater blowers for passenger area	●
Roof-mounted heating and ventilation system, including driver's area heating and ventilation	○
Integrated air conditioning system	○
Driver's area air conditioning	○
Roof-top air conditioning system	○
EvoCool Basic	○
EvoCool Comfort	○
EvoCool ComfortPlus	○

The specifications correspond to standard vehicle configurations. Technical modifications may have occurred after the copy deadline. Therefore, please contact your Setra representative for the latest binding version.

● Standard feature ○ Special feature – Not available