


ComfortClass S 516 MD.

More space, more options.

The S 516 MD is the cost-effective middle-decker with more space for passengers and luggage.



All dimensions in millimetres.

● Standard feature ○ Special feature – Not available

At a glance

Engine	OM 936 Euro VI
Transmission	Mercedes-Benz GO 190-6, 6-gear
Seats	55

Dimensions

Total length [mm]	13.115
Width [mm]	2.550
Total height [mm]	3.560
Interior standing height [mm]	2.100
Wheelbase [mm]	6.910
Turning circle [mm]	21.256

Drive

Engine	OM 936 Euro VI
Nominal capacity [kW]	260
Max. torque [Nm]	1.400
at speed [1/min]	1.200
Displacement [l - Litre]	7,7
Type	6-cylinder in-line engine
EU emission standard	VI
Injection	Direct injection via common-rail technology

Engine	OM 470 Euro VI
Nominal capacity [kW]	265 / 290
Max. torque [Nm]	1.700 / 1.900
at speed [1/min]	1.100
Displacement [l - Litre]	10,7
Type	6-cylinder in-line engine
EU emission standard	VI
Injection	Common-rail-technology with X-pulse pressure booster

Transmission	
Mercedes-Benz GO 250-8 MPS (PowerShift), 8-gear	○
Mercedes-Benz GO 190-6, 6-gear	●

Chassis	
Front axle: independent suspension, anti-roll bar	●
Drive axle: with anti-roll bar	○
Raising/Lowering system	●
Kneeling	●
Engine/Drive/Brake management with retarder integration	●

Brakes

Pneumatic disc brakes on all axles	●
Electronic Stability Programme (ESP)	●
Electronically controlled braking system (EBS)	●
Anti-blocking system (ABS)	●
Traction control system (TCS)	●
Brake Assist (BAS)	●
Retarder	●
Retarder limiter (RL)	●

Safety

Front Collision Guard (FCG)	●
Rollover strength compliant with ECE-R 66/01	●
Adaptive Cruise Control (ART)	○
Lane Assist (SPA)	●
Attention Assist (AtAs)	○
Advanced Emergency Braking System (AEBS)	●
Tire Pressure Monitoring (TPM)	○
Active Brake Assist 4 (ABA 4)	○


Cost-effectiveness

Predictive Powertrain Control (PPC)	○
Eco Driver Feedback (EDF)	○


Seats/Luggage compartment

Number of seats	
Standard seating	55
With 4* equipment	48
With 5* equipment	44
Storage volume	
Luggage compartment volume [m ³]	9,0

Seating versions



Variant 1 S 516 MD - 3 stars - middle door - 59 seats



Variant 2 S 516 MD - 4 stars - 46 seats + WC + on-board kitchen

Fuel tanks

Diesel fuel tank volume [l - Litre]	400
AdBlue tank volume [l - Litre]	35
Can be filled from both sides	●

Doors

Number of doors	2
Door 1	
Number of door panels	1
Width per panel [mm]	900
Entrance, above the roadway	
Without kneeling [mm]	370
Kneeling step 1 [mm]	330
Door 2	
Number of door panels	1
Width per panel [mm]	900
Entrance, above the roadway	
Without kneeling [mm]	370
Kneeling step 1 [mm]	330

Heating/Air conditioning/Ventilation

Convector heating at side walls	●
Driver's area air conditioning	●
Roof-top air conditioning system	●
EvoCool Basic	●
EvoCool Comfort	○
EvoCool ComfortPlus	○

The specifications correspond to standard vehicle configurations. Technical modifications may have occurred after the copy deadline. Therefore, please contact your Setra representative for the latest binding version.

● Standard feature ○ Special feature – Not available