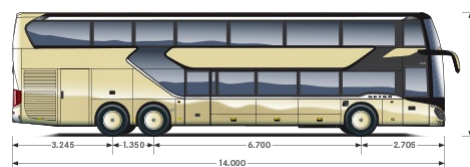


TopClass S 531 DT.

Amazing space.

TopClass S 531 DT combines elegance, safety, overall economy and connectivity on two levels. With its versatile concept, it is perfect for almost every travel concept - from luxurious discovery tours with discerning passengers to the modern long-distance line service.



All dimensions in millimetres.

● Standard feature ○ Special feature – Not available

At a glance

Engine	OM 471 Euro VI
Transmission	Mercedes-Benz GO 250-8 MPS (PowerShift), 8-gear
Seats	83

Dimensions

Total length [mm]	14.000
Width [mm]	2.550
Total height [mm]	4.000
Interior standing height [mm]	1.837
Inside standing height (above) [mm]	1.684
Interior standing height in low-floor area [mm]	480
Low-floor area [mm]	50
Wheelbase [mm]	6.700
Distance between rear axles [mm]	1.349
Turning circle [mm]	23.140
High driver's position [mm]	779

Drive

Engine	OM 471 Euro VI
Nominal capacity [kW]	375
Max. torque [Nm]	2.500
at speed [1/min]	1.100
Displacement [l - Litre]	12,8
Type	6-cylinder in-line engine
EU emission standard	VI
Injection	Common-rail-technology with X-pulse pressure booster

Transmission	
Mercedes-Benz GO 250-8 MPS (PowerShift), 8-gear	●

Chassis	
Front axle: independent suspension, anti-roll bar	●
Drive axle: with anti-roll bar	●
Trailing axle: active steering, independent suspension	●
Raising/Lowering system	●
Kneeling	○
Engine/Drive/Brake management with retarder integration	●

Brakes

Pneumatic disc brakes on all axles	●
Electronic Stability Programme (ESP)	●
Electronically controlled braking system (EBS)	●
Anti-blocking system (ABS)	●
Brake Assist (BAS)	●
Retarder	●

Safety

Pendulum impact testing compliant with ECE-R29	●
Adaptive Cruise Control (ART)	●
Lane Assist (SPA)	●
Attention Assist (AtAs)	○
Tire Pressure Monitoring (TPM)	○
Active Brake Assist 4 (ABA 4)	●

Cost-effectiveness

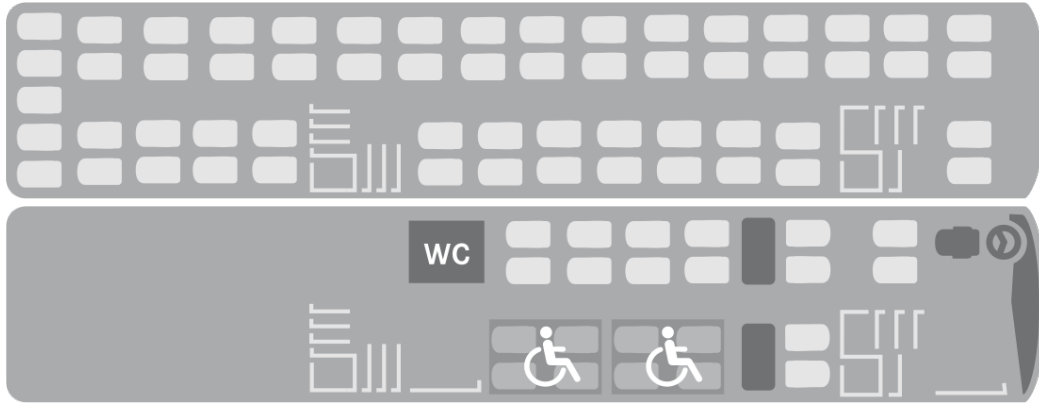
Predictive Powertrain Control (PPC)	○
Eco Driver Feedback (EDF)	○

Seats/Luggage compartment

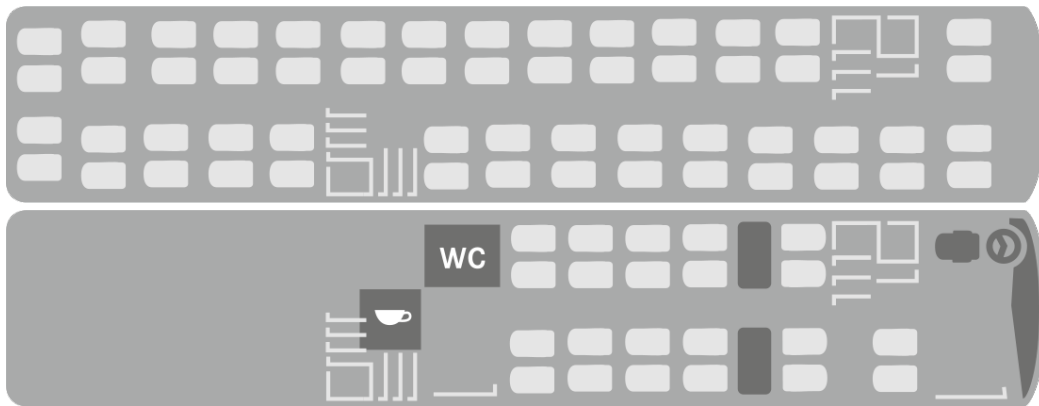
Number of seats	
Standard seating	83
With 4* equipment	78

Storage volume	
Luggage compartment volume [m ³]	8,4
Additional storage volume [m ³]	1,2

Seating versions



Variant 1



Variant 2

Fuel tanks

Diesel fuel tank volume [l - Litre]	480
AdBlue tank volume [l - Litre]	40

Doors

Number of doors	2
-----------------	---

Door 1

Number of door panels	1
Width per panel [mm]	900
Entrance, above the roadway	

Door 2

Number of door panels	1
Width per panel [mm]	896
Entrance, above the roadway	

Heating/Air conditioning/Ventilation

Heater blowers for passenger area



Temperature control at window-sill level



EvoCool TopAir



The specifications correspond to standard vehicle configurations. Technical modifications may have occurred after the copy deadline. Therefore, please contact your Setra representative for the latest binding version.

● Standard feature ○ Special feature – Not available